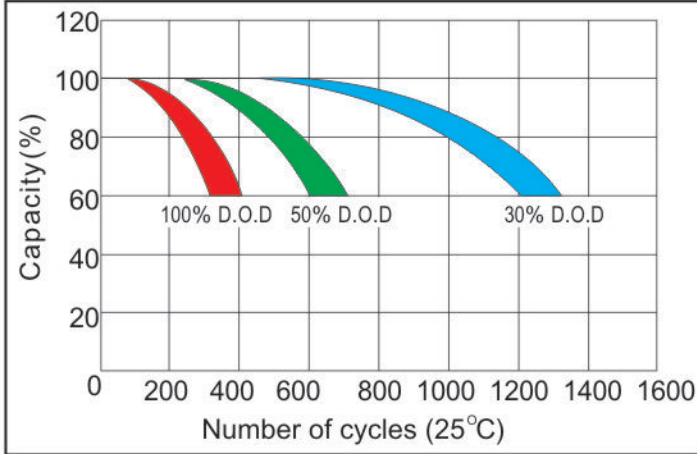


MODEL: PR5-12

NO.: 302010005-00052

POWER
AGM

Cycle service life in relation to the depth of discharge

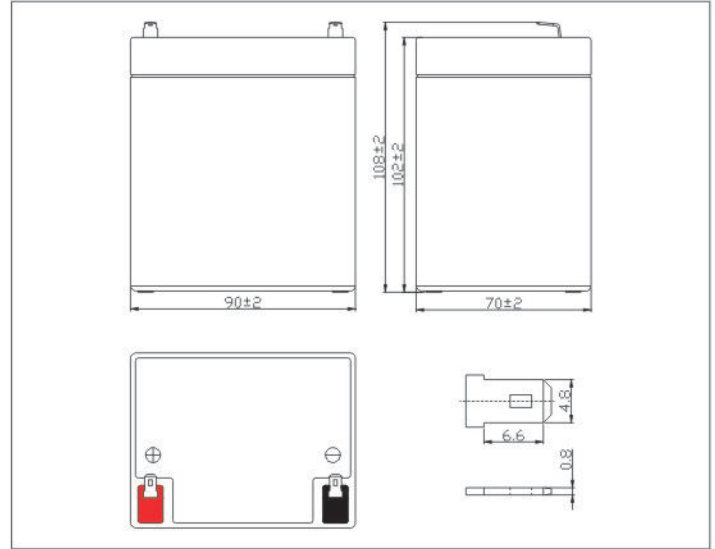


Parameter Chart:

Volts		12V	
Capacity(25°C)	20 hours rate (0.25A)	5Ah	
Discharge Current Testing (25°C)	20 I ₂₀ rate (5A,27min)	40min	
	60 I ₂₀ rate (15A,7min)	9min	
Internal Resistance	Full Charged Battery 25°C	20mΩ	
Capacity Affected By Temperature	40°C	104%	
	25°C	100%	
	0°C	83%	
	-15°C	65%	
Residual Capacity (25°C)	Capacity After 3 Months Storage	91%	
	Capacity After 6 Months Storage	82%	
	Capacity After 12 Months Storage	65%	
Charge (Constant Voltage)	Cycle (25°C)	Initial Charging Current Less Than 1.5A Voltage 14.5~14.9V	
	Float (25°C)	Charge Voltage 13.6~13.8V	
Weight (Approx)		1.71Kg	

Plane Chart:

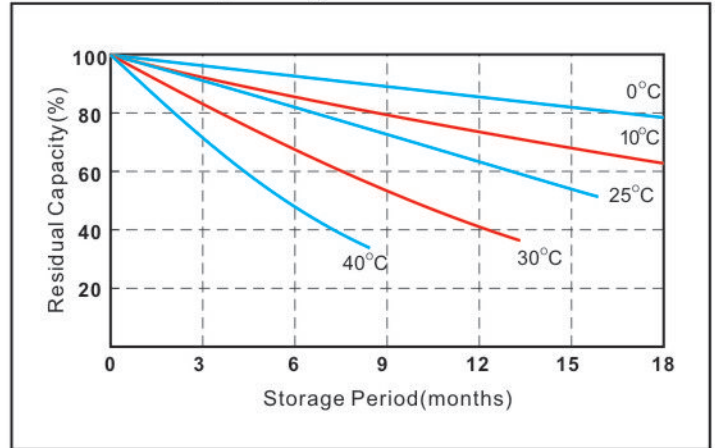
Unit:(mm) Terminal type:(F1)



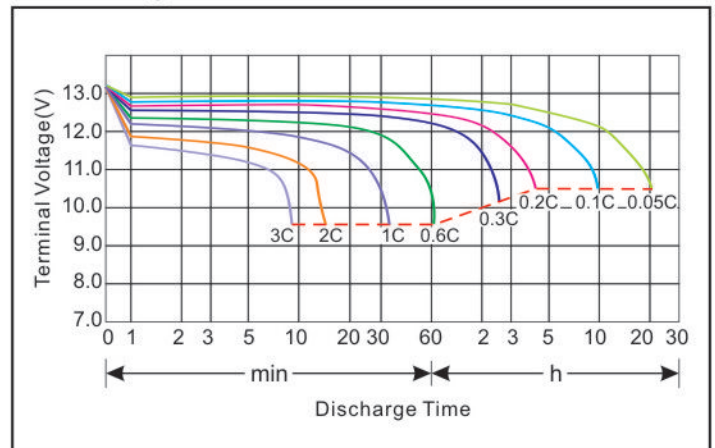
ISO 9001
ISO 14001
OHSAS18001



Residual Capacity

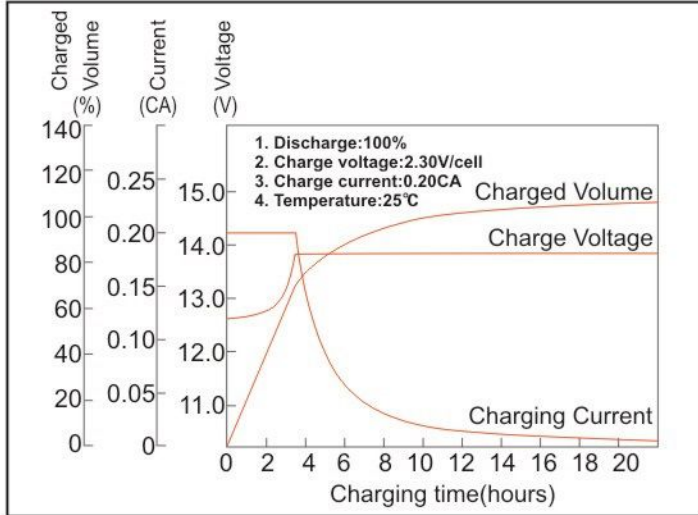


Discharge Current 25°C

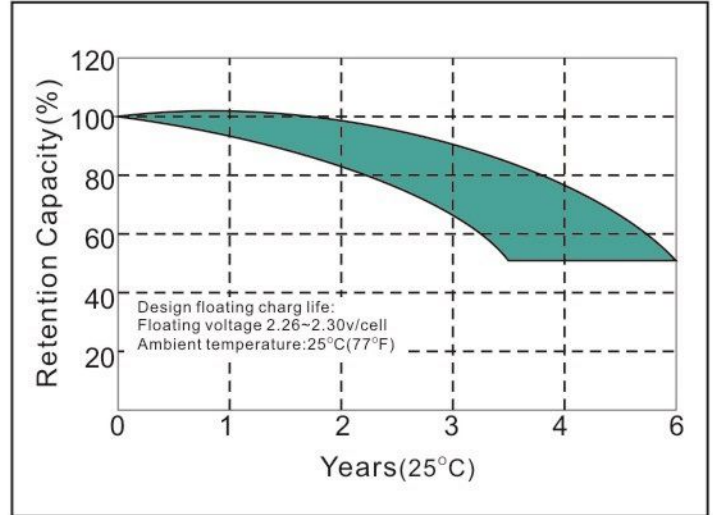


★The above are average and data obtained from the first 3 charge/discharge cycles. These are not minimum values.

Constant voltage charging characteristics



Float Life



Constant Current Discharge Characteristics (A, 25°C)

F.V/Time	5min	10min	15min	30min	60min	2h	3h	5h	8h	10h	20h
9.60V	18.50	11.80	9.50	5.75	3.20	1.78	1.27	0.87	0.56	0.47	0.27
10.2V	17.60	11.20	9.12	5.52	3.07	1.75	1.25	0.86	0.56	0.46	0.26
10.5V	17.05	10.85	8.89	5.38	3.00	1.73	1.24	0.85	0.55	0.45	0.25
10.8V	16.50	10.50	8.66	5.24	2.92	1.71	1.22	0.84	0.55	0.44	0.25

Constant Current Discharge Characteristics (Watt, 25°C)

F.V/Time	5min	10min	15min	30min	60min	2h	3h	5h	8h	10h	20h
9.60V	206.00	133.00	108.00	65.90	37.10	20.75	15.10	10.40	6.69	5.64	3.00
10.2V	196.00	126.00	104.00	63.30	35.60	20.47	14.90	10.30	6.64	5.52	2.97
10.5V	190.00	122.00	101.40	61.70	34.70	20.25	14.70	10.15	6.61	5.40	2.94
10.8V	184.00	118.00	98.80	60.10	33.80	20.03	14.50	10.00	6.58	5.28	2.88

Capacity Factors With Different Temperature

Battery Type		-20°C	-10°C	0°C	5°C	10°C	20°C	25°C	30°C	40°C	45°C
Battery	12V	50%	70%	83%	85%	90%	98%	100%	102%	104%	105%

★The above are average and data obtained from the first 3 charge/discharge cycles. These are not minimum values.